

# Alaskan Wage Earnings by Education and Training Requirements: Topline Numbers

---

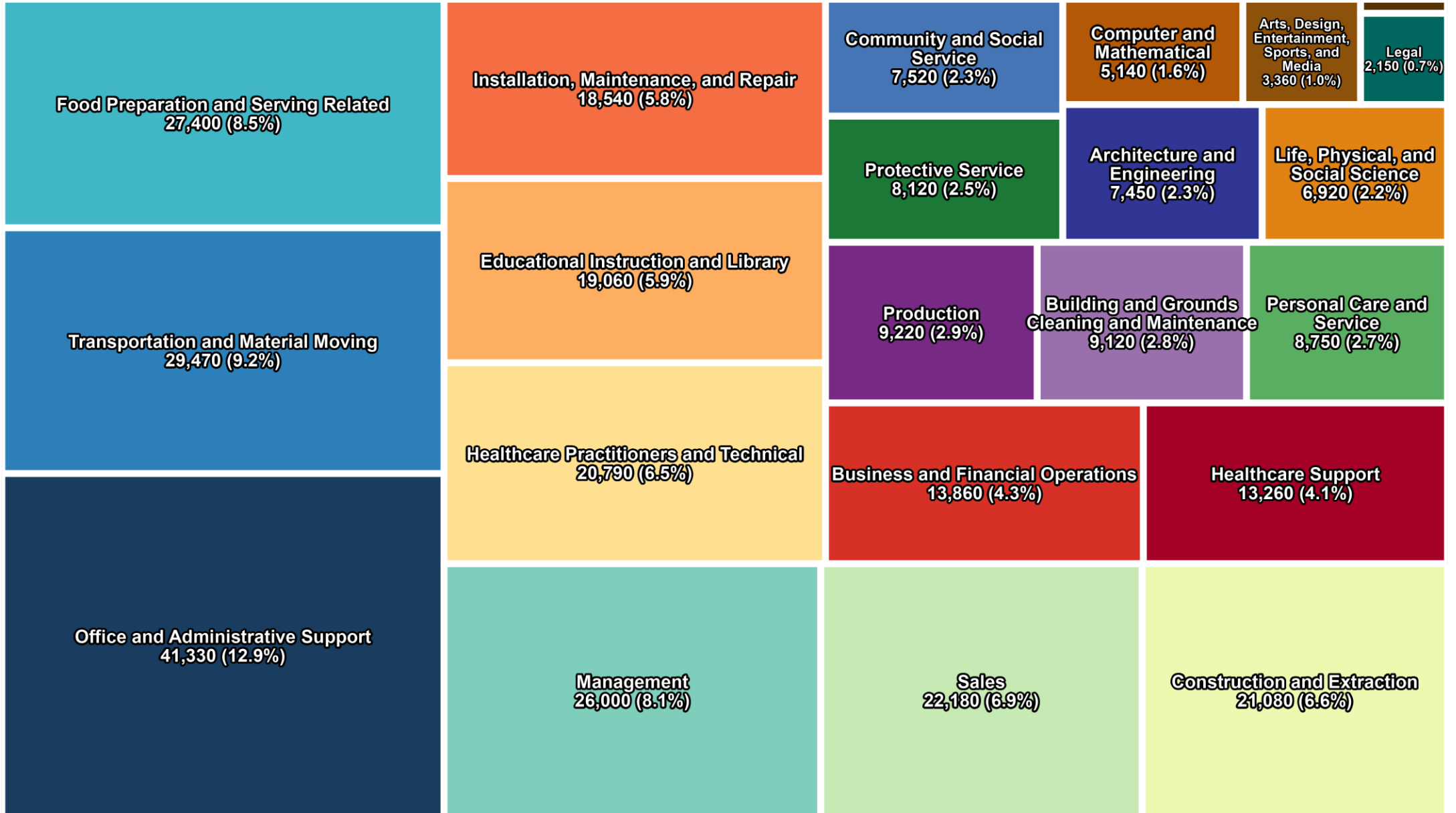
Mike Jones

UAA-ISER Economist ([msjones6@alaska.edu](mailto:msjones6@alaska.edu))



UAA Institute of Social  
and Economic Research  
UNIVERSITY of ALASKA ANCHORAGE

# Alaskan Workforce Composition by Sector, of 321,050 Total Jobs (2024;



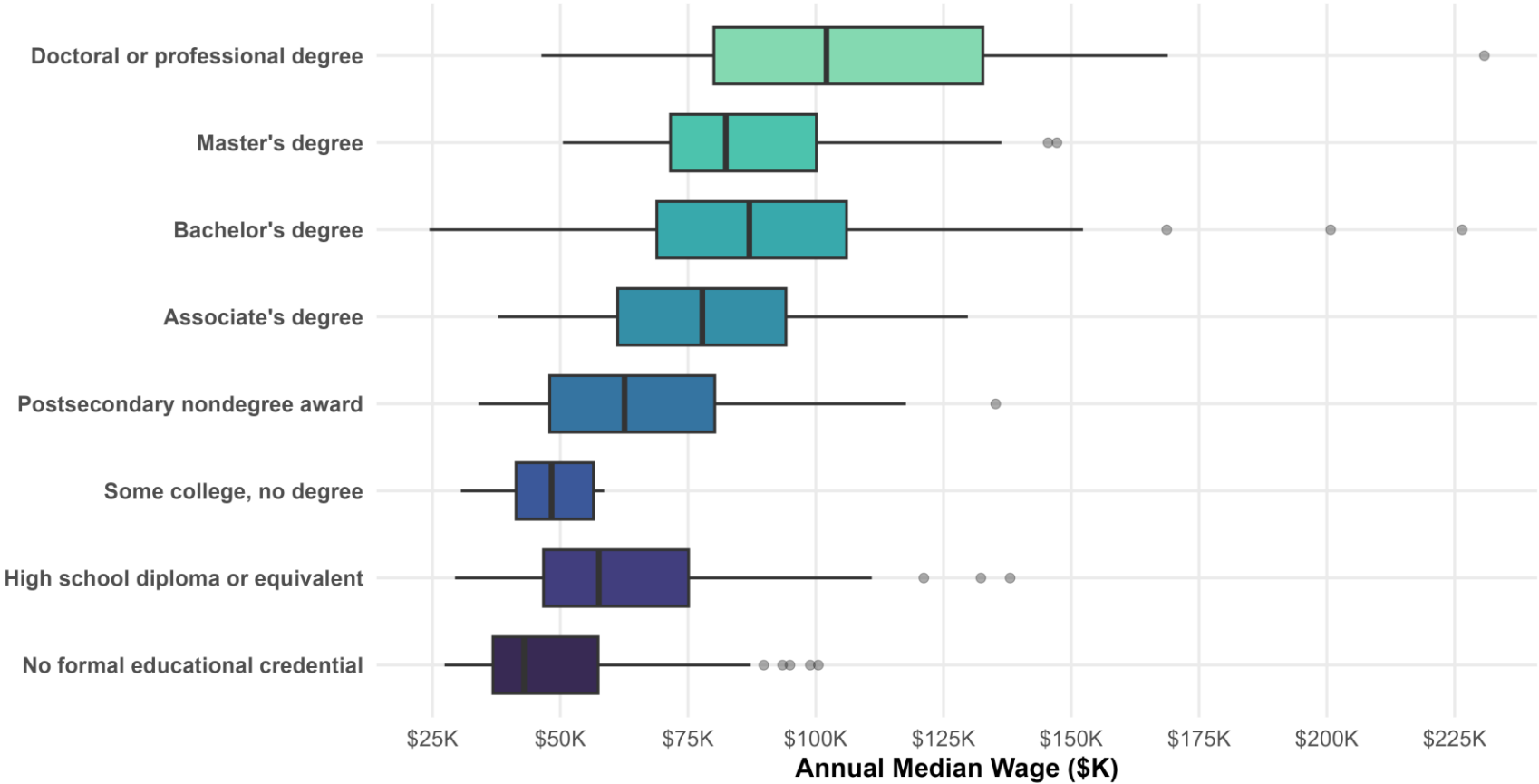
Source: BLS OEWS Records



# Median occupation wage by min. entry education

Alaska Median Annual Wages by Education Requirement

Detailed occupations, BLS OES May 2024



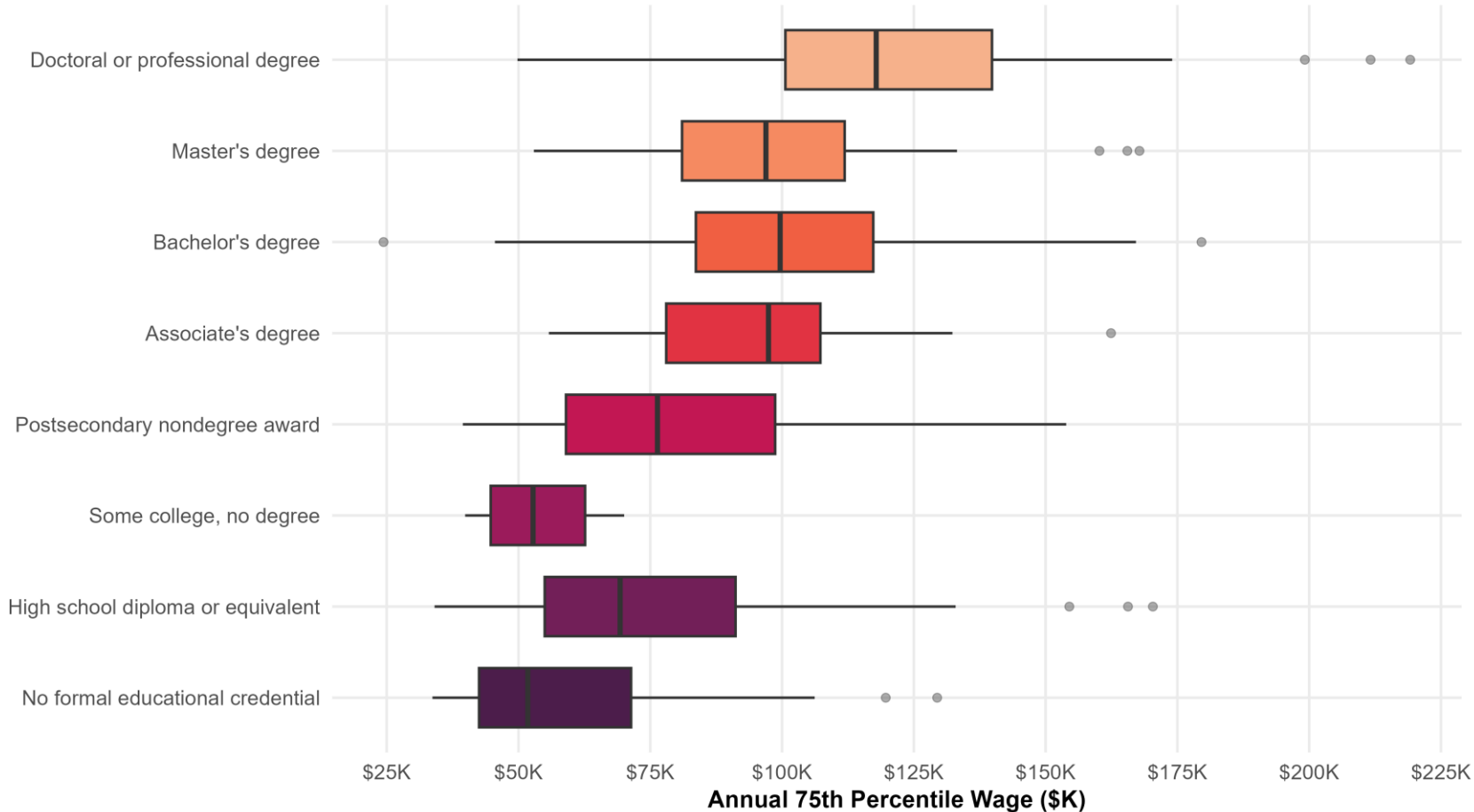
Source: BLS Records; Contact: Mike Jones (UAA-ISER) msjones6@alaska.edu

- Most jobs *requiring* doctorate pay >\$100k for the median employee
- In general, education is associated with higher wage earnings (pew)

# Top 25% earners by min. entry education

Alaska 75th-Percentile Annual Wages by Education Requirement

Detailed occupations, BLS OES May 2024

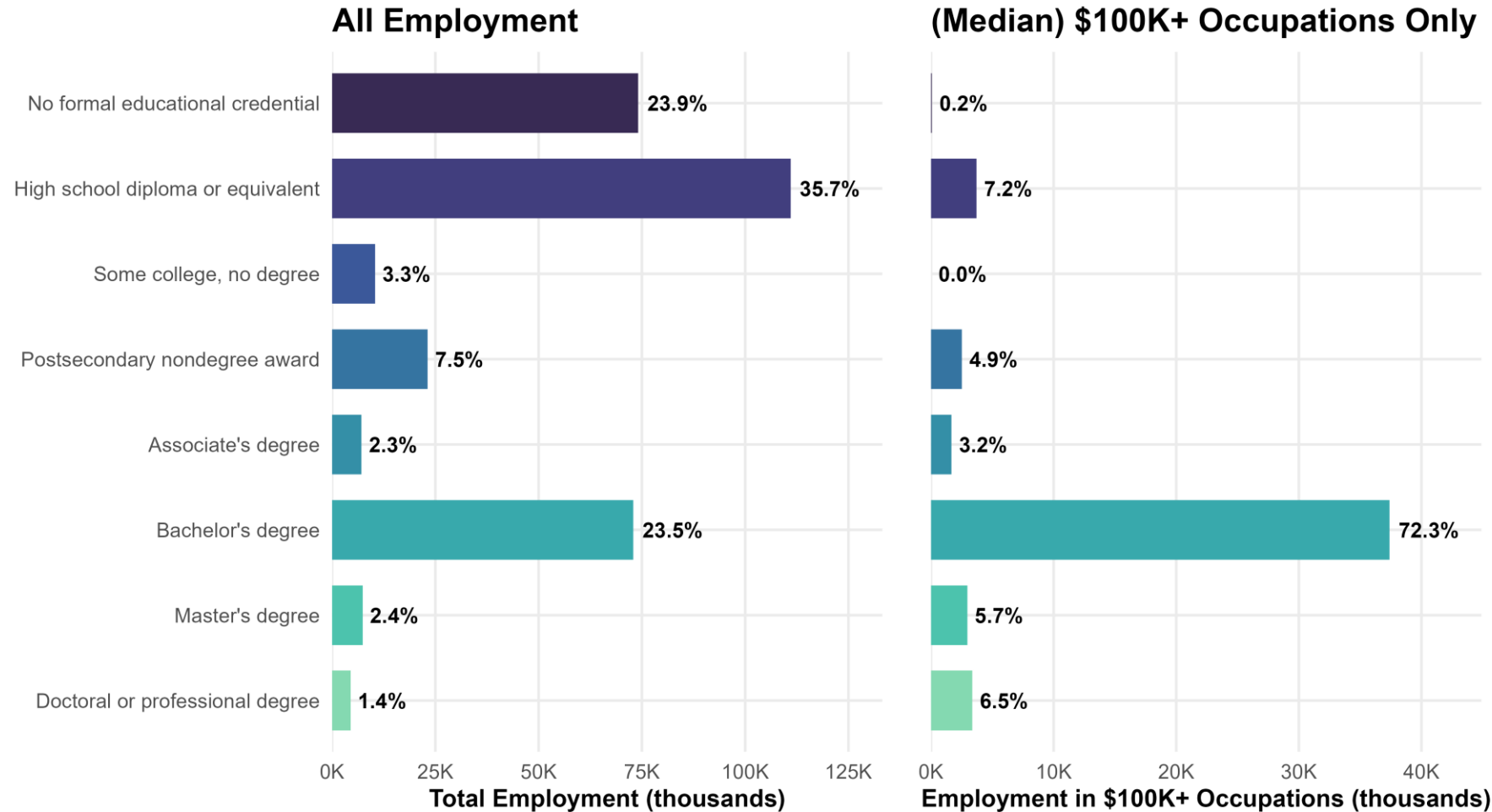


Source: BLS Records; Contact: Mike Jones (UAA-ISER) msjones6@alaska.edu

- In most occupations requiring an **Associate's degree or higher**, the top 25% earners are quite close to or over \$100k/year

# Job counts by Education Requirements

## Alaska Employment by Education: Overall vs. (Median) \$100K+ Occupations



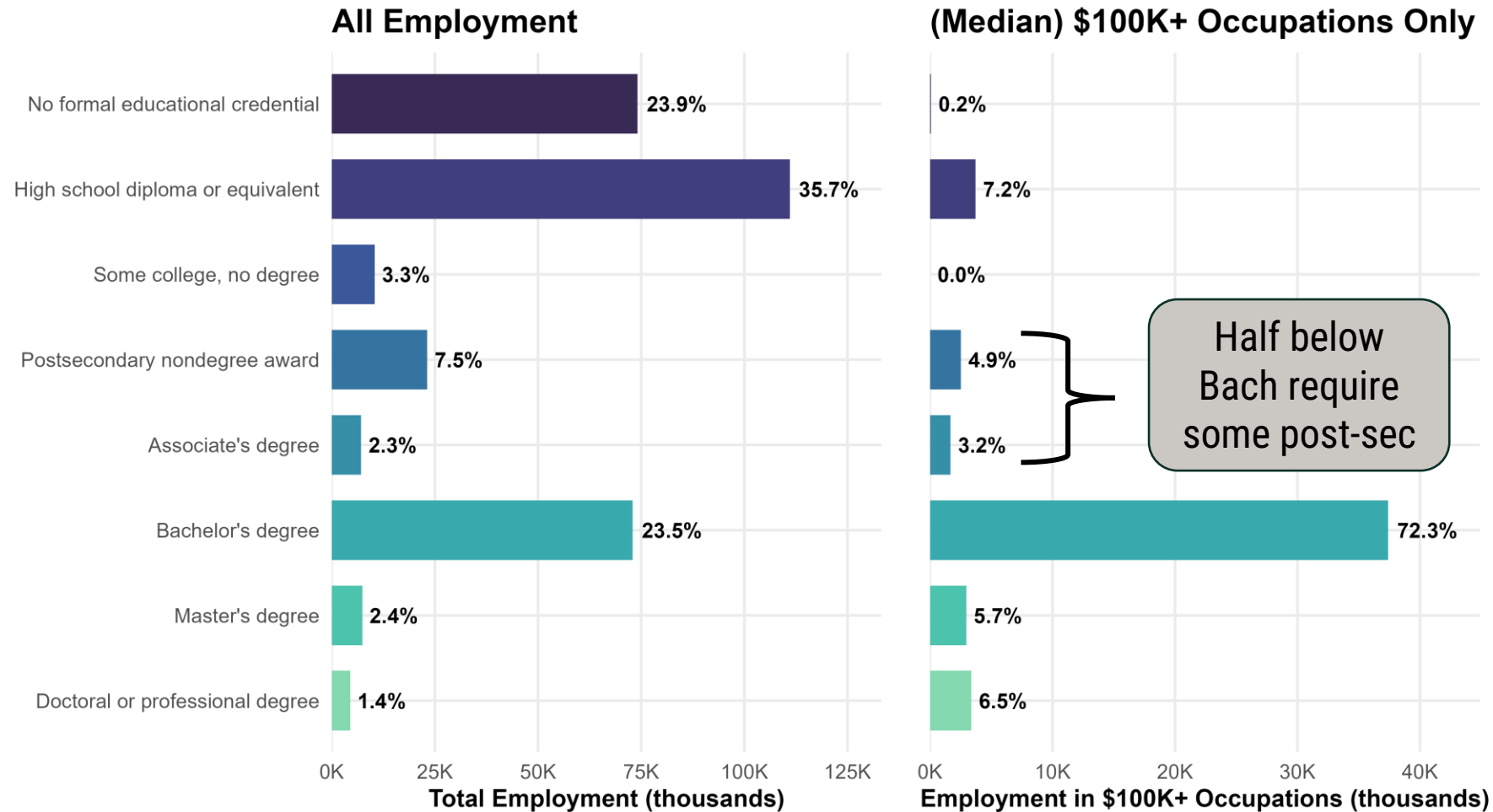
Jobs requiring a minimum bachelor degree are:

→ **27% of total employment**

But compose  
→ **84.5% of employment in jobs with \$100k+ median earnings**

# Job counts by Education Requirements

Alaska Employment by Education: Overall vs. (Median) \$100K+ Occupations



Jobs requiring a minimum bachelor degree are:

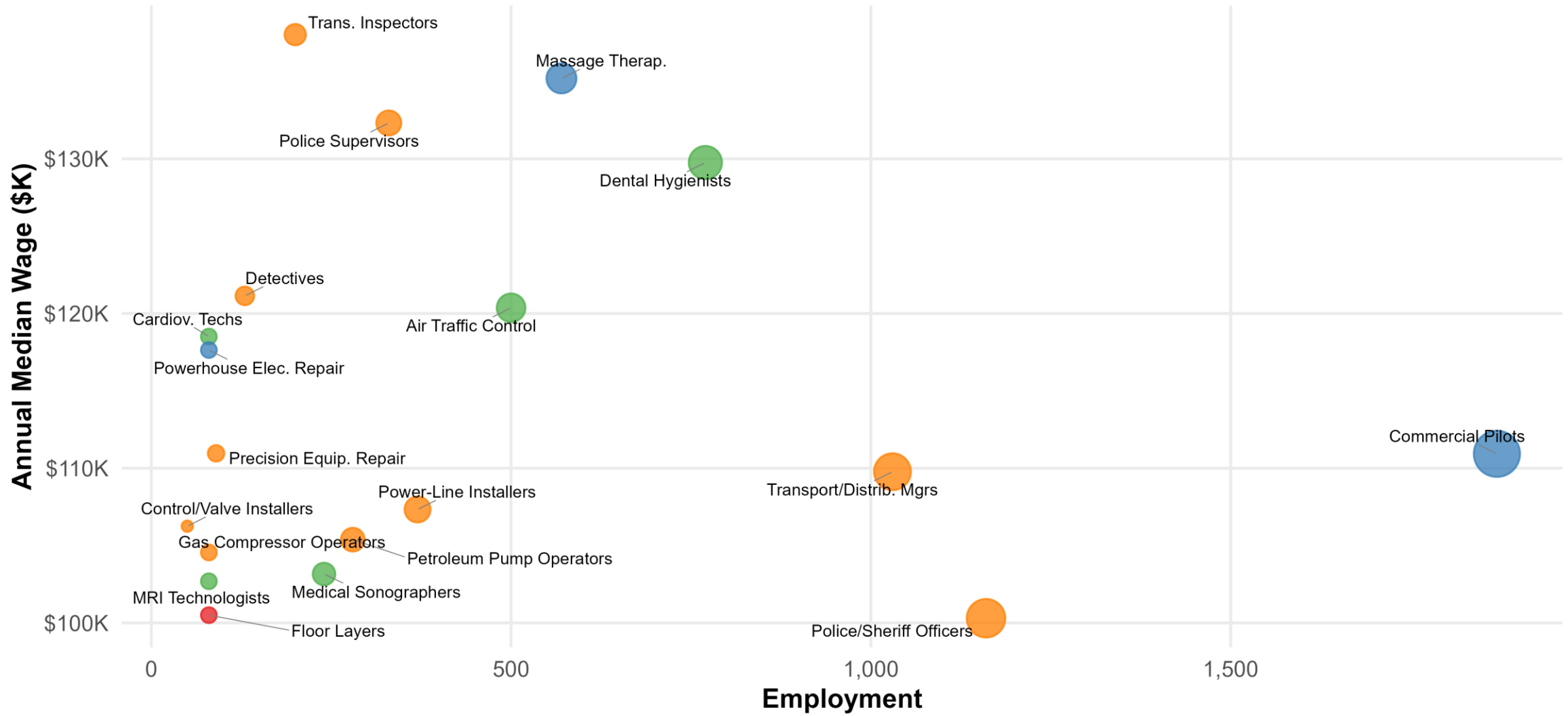
→ **27% of total employment**

But compose

→ **84.5% of employment in jobs with \$100k+ median earnings**

# Wage vs. Employment: Sub-Bachelor's \$100K+ Occupations

Alaska occupations paying \$100K+ at the median that do NOT require a 4-year degree



**Entry Education** ● No formal credential ● HS diploma / GED ● Postsecondary award ● Associate's degree

# Residency and High Wage Industries

### Average Quarterly Wages: Resident vs. Nonresident Workers by Industry

Dot size = percent nonresident workforce. Dashed line = wage parity.



Source: ADOLWD Nonresidents Working in Alaska 2024, Alaska Economic Trends Feb 2026

Among high wage *industries* (with many occupations within), non-residents appear to outearn residents in many fields, on average

# University of Alaska supports broad training

Series of “[Workforce Reports](#)” by ADOL&WD are deep dives to track wage outcomes

Tracked by degree/cert earned, experience, and whether they stayed in Alaska

Click the images below to explore the 2025 reports and see how UA is fueling the state's economic future



Administration & Finance



Construction



Education



Fisheries & Marine Science



Health



Hospitality & Tourism



Information Communication  
Technology



Law & Public Safety



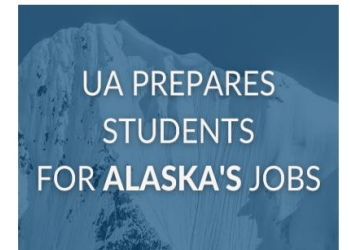
Mining



Oil & Gas



Transportation



UAA Institute of Social  
and Economic Research  
UNIVERSITY of ALASKA ANCHORAGE

# University of Alaska supports broad training

Series of “[Workforce Reports](#)” by ADOL&WD are deep dives to track wage outcomes by degree/cert earned and experience

## 44 Programs Linked to Clinical Health

Target Occupations	University	Major	Degree	Graduates	% Employed in AK within a year	1st-year average wage	5th-year average wage
Registered Nurses & Nurse Practitioners (29-1141, 29-1171)	UAF	Pre-Nursing Qualifications	Certificate	86	74.4%	\$34,990	\$73,080
	UAS	Nursing	Certificate	53	83.0%	\$38,993	\$87,066
	UAA	Nursing	Associate of Applied Science	1,154	90.0%	\$66,486	\$82,743
	UAS	Health Science	Associate of Applied Science	68	85.3%	\$39,958	\$75,175
	UAA	Nursing	Bachelor of Science	1,411	87.9%	\$67,308	\$82,865
	UAA	Nursing Science	Master of Science (FNP, PMHNP, NLDR-Edu)**	165	83.6%	\$95,722	\$119,231
	UAA	Psychiatric and Mental Health Nurse Practitioner	Graduate Certificate	5	100.0%	\$93,896	*
	UAA	Nursing Science	Doctor of Nursing Practice	15	80.0%	\$134,465	*
Nursing Assistants & Home Health Aides (31-1014, 31-1011)	UAF	Nurse Aide	Occupational Endorsement Cert	159	91.2%	\$38,307	\$46,912
	UAS	Certified Nurses Aide	Occupational Endorsement Cert	246	91.9%	\$33,843	\$47,027

# University of Alaska supports broad training

Series of “[Workforce Reports](#)” by ADOL&WD are deep dives to track wage outcomes by degree/cert earned and experience

Since 2013, 4,151 people have graduated from programs relevant to the state’s oil and gas industry, producing the following outcomes:

Degree Type*	Graduates	% Employed in Alaska within 1 Year	Average First-Year Wage (\$)	Average Fifth-Year Wage (\$)	Average Tenth-Year Wage (\$)
Certificate	800	84.0%	\$52,299	\$73,368	\$88,987
Associate	1,103	84.9%	\$75,596	\$112,956	\$126,212
Bachelor and above	2,248	68.4%	\$69,415	\$98,735	\$122,153

\*Certificates (1-2 yrs); Associate Degrees (2 yrs); Bachelor Degrees and Above (4+ yrs).

UA ‘relevant’ program focus was on physical sciences

# Foundations matter

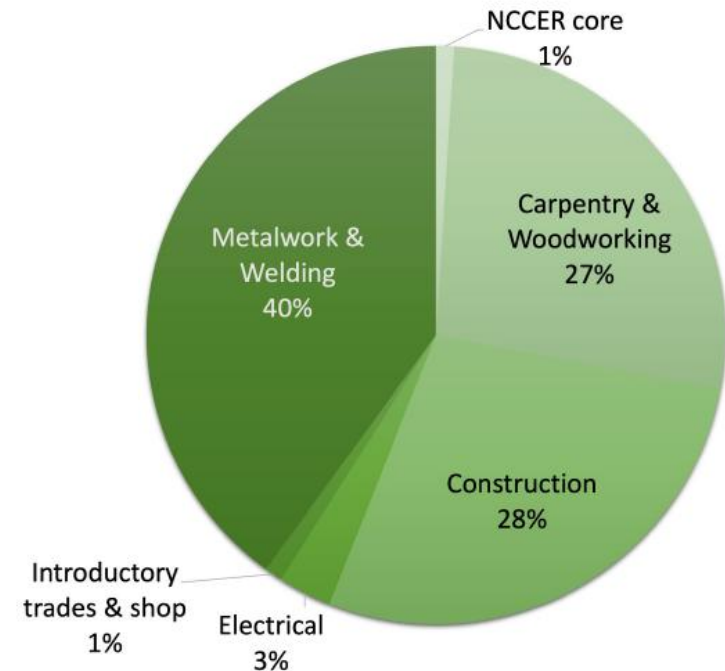
Across the state, high school courses offer practical entry for students

- Base high school graduation is key
- Career & Technical programs

Dual Enrollment offers fast(er)-track for students to advance, saving time and money

University of Alaska programs, regional Career & Technical College advancement, can expand talent pool

Figure 1. 2023-2024 Alaska high school construction enrollments



*Across Alaska high schools, the most common construction courses are welding & metalworking, carpentry & woodworking, and general construction.*

Corey et al. (2025) [ISER Report on AK transportation workforce/training opportunities](#)

# Thanks all

---

## Contact:

**Mike Jones, Ph.D.**

*Research Assistant Professor of Economics*

*Email: [msjones6@alaska.edu](mailto:msjones6@alaska.edu)*

*Phone: 907-786-1251*

With thanks to Dan Robinson for input on the approach and wonderful DOL&WD pubs; Dayna DeFeo for ISER report references

