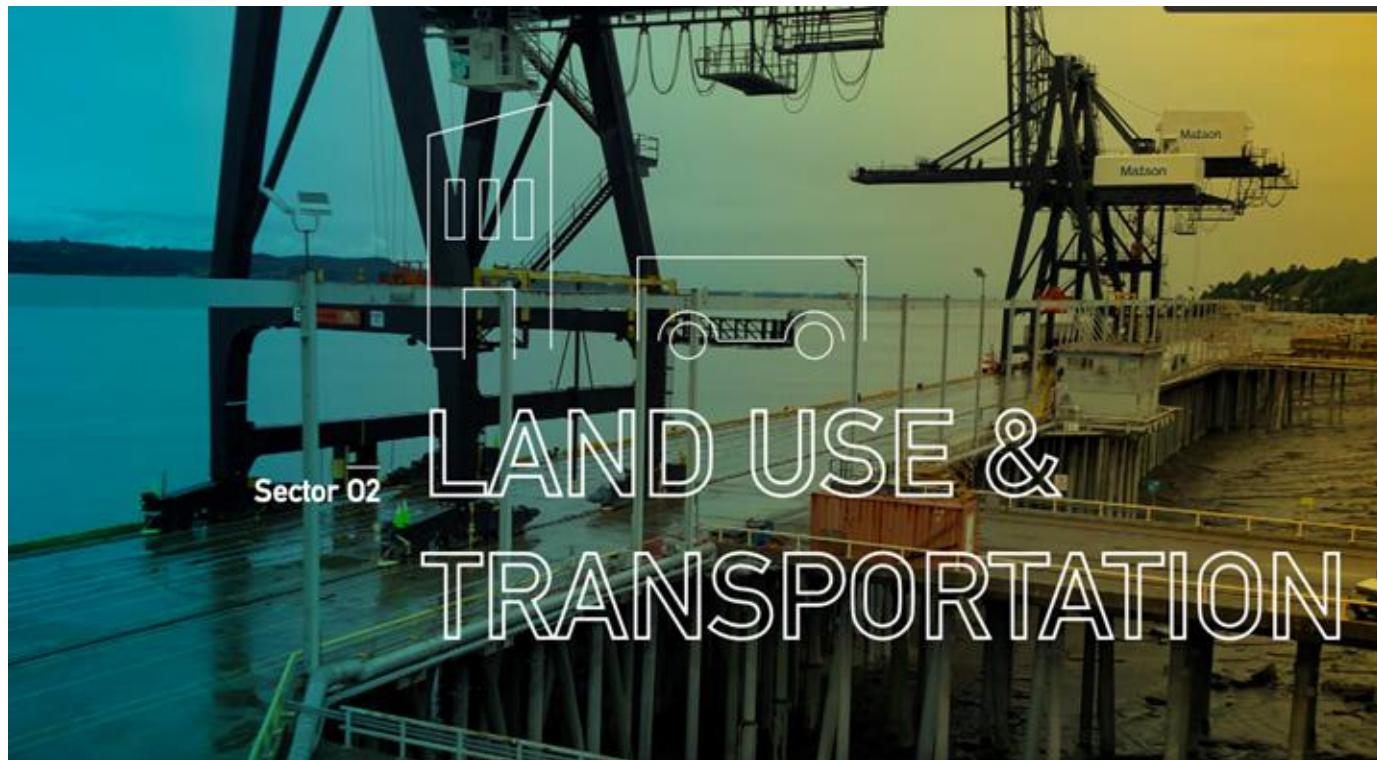




ANCHORAGE
Climate Action Plan



Sector 02

LAND USE & TRANSPORTATION



UNIVERSITY of ALASKA
ANCHORAGE

Where Do Our Emissions Come From?





Who Uses Electricity and Heat in Anchorage?





LAND USE + TRANSPORTATION



62% less
emissions



Tracking GHG Emissions

- 3.6B VMT in Anchorage for the year 2015 / 1.7MMt CO₂e
 - Sourced from state level data
- Future inventories:
 - AMATS VMT Travel Model
 - Fuel sales, courtesy of fuel tax data starting 2018





LAND USE + TRANSPORTATION

Economic

Save on gas and maintenance.

Environment

Reduce overall emissions.

Comfort

Quiet, comfortable, new technologies.



LAND USE + TRANSPORTATION

3

Promote the use of energy-efficient vehicles.





●
April 2021

●
Oct 2021

Dec 2021
●



